

Befimmo SA CDP 2016 Climate Change Feedback Chart

This feedback chart presents the score Befimmo SA received for CDP's 2016 climate change questionnaire. The score is benchmarked against peer companies from the Financials sector and the Real Estate industry. A breakdown of the score into categories of different areas of management, is presented on the reverse.

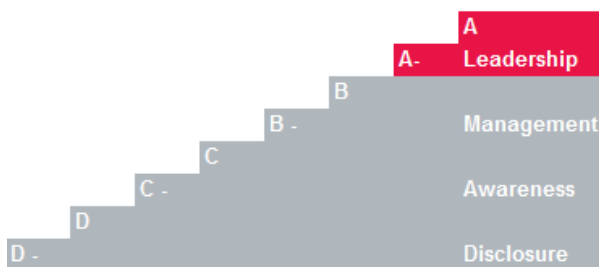
Befimmo SA 2016 score

A-

Befimmo SA Score Level

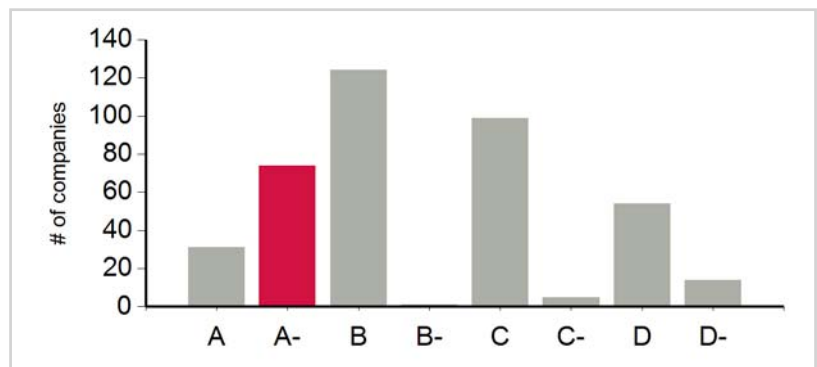
Leadership

Score Levels



F: Failure to provide sufficient information to CDP to be evaluated for this purpose

Sector benchmark




Score summary statement

This excellent result indicates Befimmo SA has implemented a range of actions to manage climate change, both in its own operations and beyond. Companies at Leadership level show evidence of at least one of the following: meaningful targets and emissions reduction activities and verified or assured emissions data.

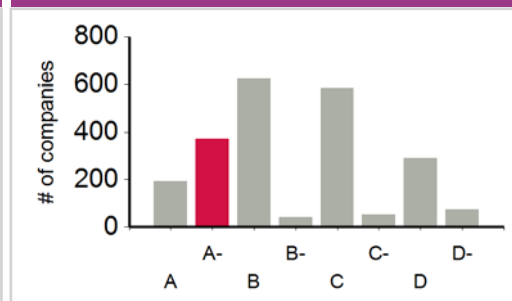
The bar chart above shows the count of scores achieved by sector peers in the Financials sector. The band of Befimmo SA is coloured red

Benchmarking 2016 climate change scores:

Average CDP scores



Befimmo SA overall benchmark



Befimmo SA achieved an A-, which is the score 17% of companies responding to CDP achieved, and 19% of companies within Financials sector. Companies scoring an A- find themselves within the 25% highest scoring companies, and within the 26% highest scoring companies in their sector. On the chart on the far left, the score Befimmo SA achieved is benchmarked against average scores within its sector, sample and industry, and against the overall average score. The graph on the left shows the score distribution of all companies responding to CDP in 2016.

Befimmo SA reported the following information:

targets have not been verified by SBTi
 an internal price of carbon is not in use
 a climate change risk process has been implemented
 The CDSB framework is used in reporting response t

Scope 1 emissions are disclosed
 Scope 2 emissions are disclosed
 The highest responsibility for climate change lies with the board
 There is engagement with value chain

Next Steps

CDP responses are scored by CDP's scoring partner organisations, using the [CDP Climate Change Scoring methodology](#)

[Read more on responding to CDP here and find out how other companies responded](#)

[CDP's services](#) help improve climate change performance

[Find out more about our campaigns](#)

[Learn more about the SBTi](#) and set a science based target for your organisation

[Find out more about CDP's Water and Forest programs, as well as about the Supply Chain program](#)

Climate Change breakdown: category scores

Category scores provide one score for a group of questions with similar subject matter. They can be used to identify areas of strength and areas for improvement. **Please note that your category score will never be of a higher level than your overall score.**

Emissions Management

Measures the extent to which the company measures and manages its emissions

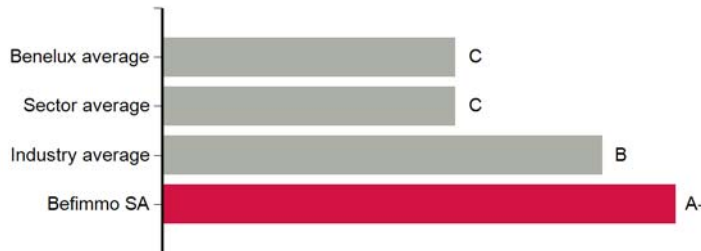


Emissions Management status

A Leadership score in this section suggests that the company has adopted best practices with regard to emissions management and target setting. The company has set meaningful targets, tracks its progress and has implemented emissions reduction activities.

Governance and Strategy

Measures the extent to which the company has policies and structures in place to actively manage climate change strategically



Governance and Strategy status

Achieving Leadership level in this section shows that the company has a sound business framework for climate change, utilizing best practices regarding where responsibility lies, what incentives are provided, how climate change is integrated in the business and how the company communicates about this. Additionally, this company interacts with its value chain on climate change issues.

Risk and Opportunity management

Measures the ability to comprehensively assess climate change related risks and opportunities



Risk and Opportunity Management status

An Awareness score in this section indicates completeness of the response. The company has provided adequate information regarding the risks and opportunities stemming from climate change. In order to progress to the next level, a more company-specific description of those risks and opportunities might be necessary, or a more detailed explanation of why certain risks or opportunities were not deemed relevant to the company.

Verification

Measures the quality of the third party verification of emissions

Verification status

Befimmo SA has submitted third party verification for Scopes I and II emissions, which met CDP Leadership criteria. Verification of emissions is best practice and gives the response more accuracy, demonstrating the credibility of emissions data reported.

Not all companies requested to respond to CDP do so. Companies who are requested to disclose their data and fail to do so, or fail to provide sufficient information to CDP to be evaluated will receive an F. An F does not indicate a failure in environmental stewardship.