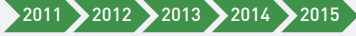
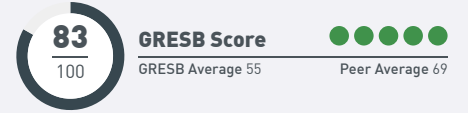


Participation

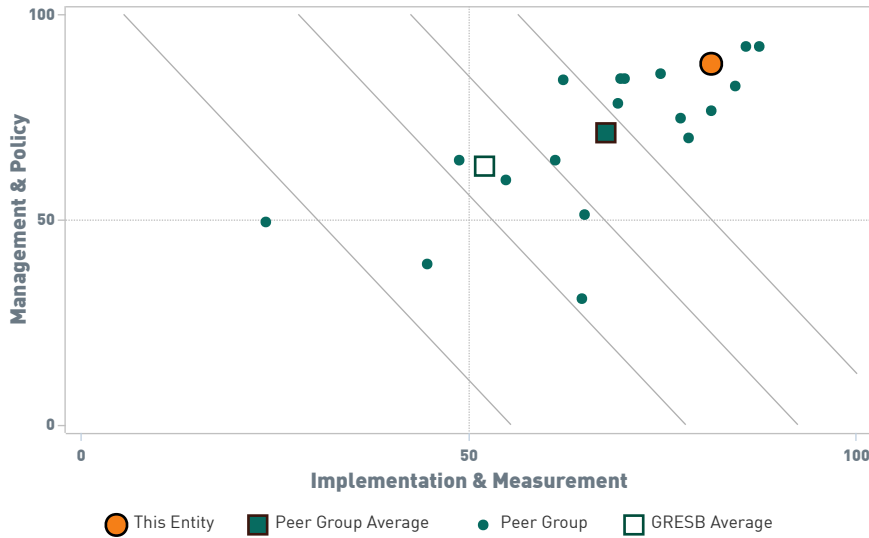


Peer Group & Entity Characteristics


Legal Structure: Listed
Sector: Office
Region: Europe
Peers: 19




GRESB Quadrant Model



GRESB Dimensions

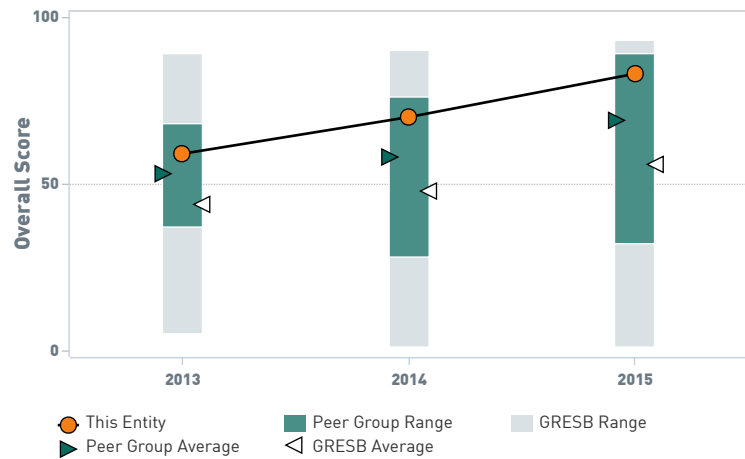


ESG Breakdown

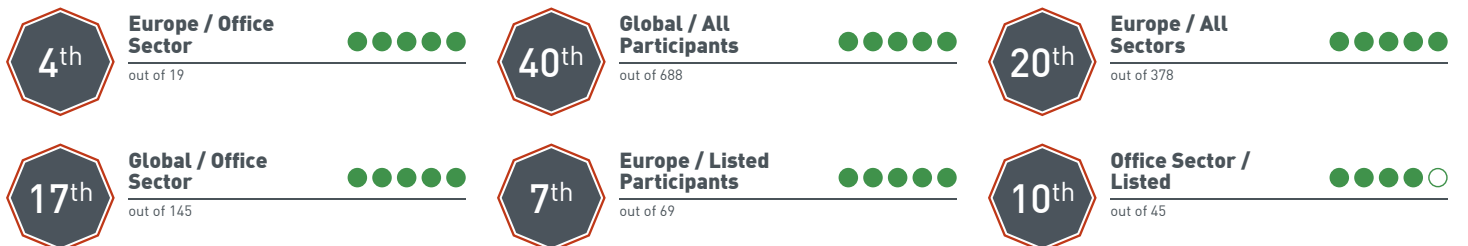


Historical Trend

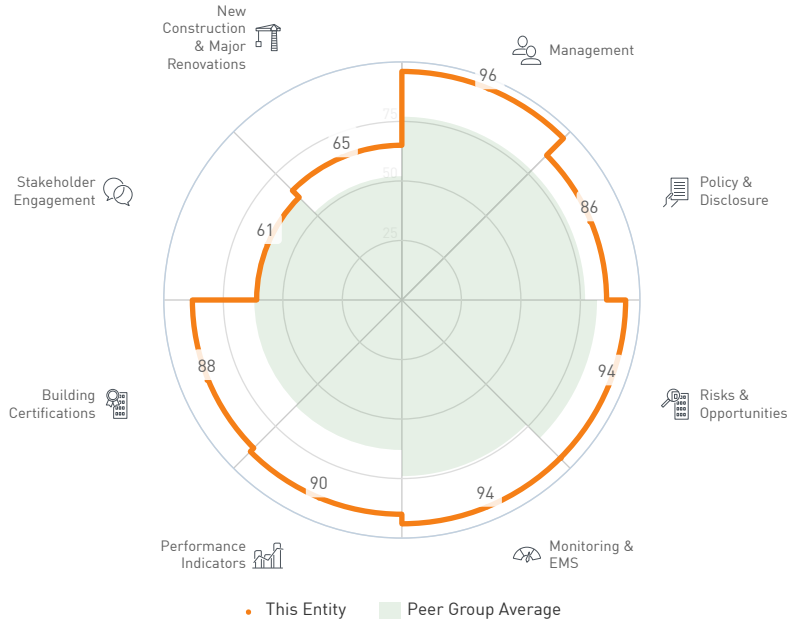
13% Improved



Rankings



Aspects



Aspect Weight in GRESB Score	This Entity	Peer Group AVERAGE	Frequency	GRESB AVERAGE
Management 8.7%	96 ⁺¹³	PEER 77 ⁻¹⁰ AVERAGE		GLOBAL 77 ⁺⁸ AVERAGE
Policy & Disclosure 10.1%	86 ⁺²²	PEER 77 ⁺⁶ AVERAGE		GLOBAL 66 ⁺⁹ AVERAGE
Risks & Opportunities 11.6%	94 ⁻¹	PEER 82 ⁺⁵ AVERAGE		GLOBAL 67 ⁺⁷ AVERAGE
Monitoring & EMS 9.4%	94 ⁺⁴	PEER 74 ⁺⁹ AVERAGE		GLOBAL 59 ⁺⁶ AVERAGE
Performance Indicators 24.2%	90 ⁺³²	PEER 63 ⁺²² AVERAGE		GLOBAL 39 ⁺⁸ AVERAGE
Building Certifications 10.8%	88 ⁺¹	PEER 62 ⁺¹⁴ AVERAGE		GLOBAL 34 ⁺⁵ AVERAGE
Stakeholder Engagement 25.3%	61 ⁺⁷	PEER 62 ⁻¹ AVERAGE		GLOBAL 57 ⁺¹⁰ AVERAGE
New Construction & Major Renovations 0%	65 ⁺⁵	PEER 52 AVERAGE		GLOBAL 44 ⁺³ AVERAGE

Entity & Peer Group Characteristics

This Entity

Country:	Belgium
Sector:	Office
Legal Status:	Listed
Total GAV:	\$2.77 Billion
Activity:	Standing Investments and Development

Peer Group (19 entities)

Countries:	Switzerland, United Kingdom, Sweden, Italy, Germany, France, Belgium, Finland, Netherlands
Sector:	Office
Legal Status:	Listed
Average GAV:	\$3.21 Billion



Countries

■ [96%] Belgium
■ [4%] Luxembourg



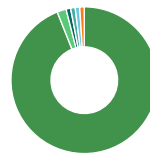
Peer Group Countries

■ [26%] France
■ [24%] United Kingdom
■ [11%] Germany
■ [10%] Sweden
■ [5%] Belgium
■ [5%] Italy
■ [5%] Switzerland
■ [5%] Netherlands
■ [4%] Finland
■ [3%] All Others



Sectors

■ [100%] Office
--



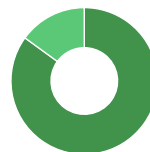
Peer Group Sectors

■ [94%] Office
■ [2%] Industrial, Distribution Warehouse
■ [1%] Retail, Shopping Center
■ [1%] Retail, High Street
■ [1%] Industrial, Manufacturing
■ [1%] Hotel



Management Control

■ [65%] Managed
■ [35%] Indirect



Peer Group Management Control

■ [85%] Managed
■ [15%] Indirect

Third Party Validation

Question	Data Review
7.2 Organization's section in annual report	Externally assured by Deloitte [ACCEPTED]
24.4 Energy consumption data reported	Externally assured by Deloitte [ACCEPTED]
25.3 GHG emissions data reported	Externally assured by Deloitte [ACCEPTED]
26.3 Water consumption data reported	Externally assured by Deloitte [ACCEPTED]
27.2 Waste management data reported	Externally assured by Deloitte [ACCEPTED]

Reporting Boundaries

“ We would point out that the policy implemented by Befimmo at operational level cannot yet be fully applied to the Fedimmo portfolio (326.751 m²) (portfolio let to the Buildings Agency (Public Sector)). The agreement with the Buildings Agency stipulates that most of the recurring work is its responsibility, so Befimmo does not have absolute control over those activities. Nevertheless, through regular dialogue and consultation with the Buildings Agency, the environmental performance of the buildings is gradually being improved.